



# Maintenance / Cleaning: Gokhale® Pain-Free Chair






*For mechanism, over time the mechanism may get a little squeaky. Lithium oil is recommended*



*For leather, kindly follow our **Tribeca Leather Cleaning Instructions** below*



*For fabric, clean with water based cleaning agents, foam or pure, water free solvents. Vacuuming or light brushing is recommended to prevent dust and soil buildup. May also be disinfected with hydrogen peroxide, alcohol, and quaternary ammonium (quat) based cleaners.*


# Tribeca Leather Cleaning Instructions

*Crafted in Italy, Tribeca is made from whole German bull hides, with a tight grain and a smooth breathable finish.*

Many treat investment leather furniture pieces with kid gloves, but high-quality leather takes on a unique character over time, beginning to slowly patina and take on the life of the owner.

Think about your favorite pair of denim jeans. Leather is the original performance material and it endures wear and use - standing the test of time.

To keep your leather chair in good condition:



**Dust periodically.** Dust absorbs moisture and can cause leather to dry out and crack. To counteract, periodically dust with a dry cloth.



**Cleaning.** We recommend a simple soap and water solution to spot clean. Avoid using abrasive cleaning agents. Instead, mix three parts water with one part mild soap.

# Tribeca Leather Cleaning Instructions

*Crafted in Italy, Tribeca is made from whole German bull hides, with a tight grain and a smooth breathable finish.*



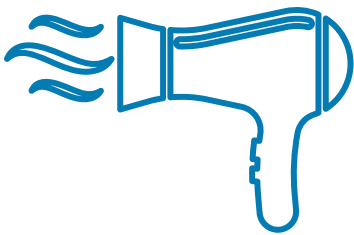
**Stains.** First, the rule is do no harm. Blot the stain immediately with a dry rag to absorb all moisture. Avoid rubbing the leather and spreading the liquid. A dry cloth will suffice in most cases. If that doesn't do the trick, add a little mild dish soap or use a commercially available leather cleaner. The stain will look its worst on the day of the incident, but over time, the stain will begin to disperse through the protein fibers of the hide and eventually become part of the look.




**Restoring.** You may like to use a leather cream, such as Moore & Giles 33 cream from time to time. Remove all residual dust with a dry cloth before you apply the cream and use a dry cloth to remove any residue and buff and polish the surface as needed.

# Tribeca Leather Cleaning Instructions

*Crafted in Italy, Tribeca is made from whole German bull hides, with a tight grain and a smooth breathable finish.*



**Scratches.** If you get an undesired scratch in your leather, use the heat of your hand or a blow dryer to smooth it out. The natural waxes and oils in the natural leather will shift and move to cover the scratch.



**Limit Direct Sunlight.** If possible, place leather furniture out of direct sunlight. Sunlight can fade any natural product. Leather is no different. If your chair or sofa is positioned in direct sunlight a simple throw a blanket over the back of your furniture is an easy way to beautifully battle the sun.